

Project : Origami Lantern (2d)

Students can practice their New Year Calligraphy on this project.
May also be hung on a string to decorate the classroom

For ages : 5-9 years

Time length : 10-20 minutes, or more for decoration

Materials:

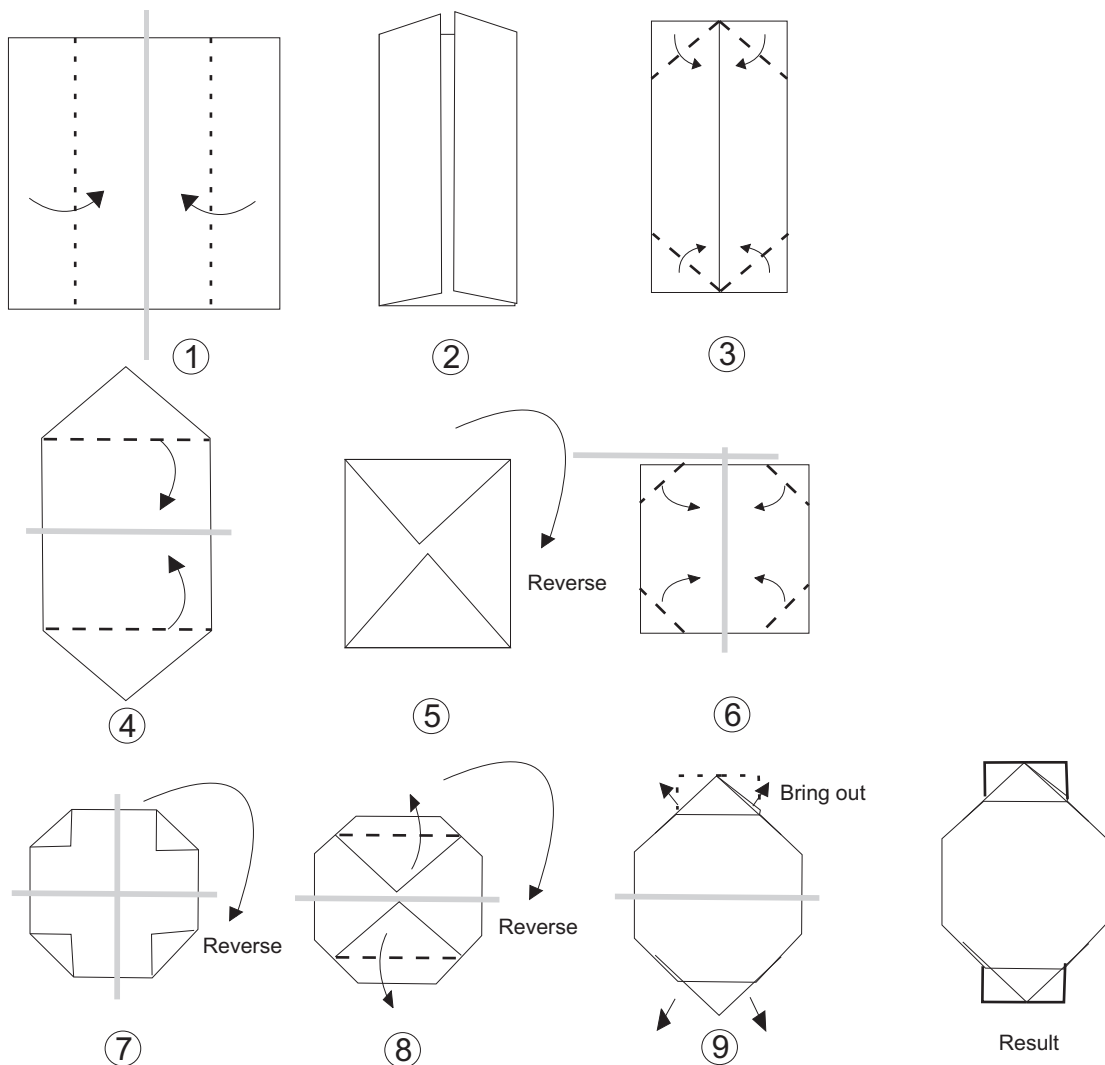

Construction or art paper

Tape or glue

(Optional) coloring materials, markers, string


Instructions:

1. Cut the papers to be perfect squares
2. Follow the diagram below
3. For younger kids, teacher should assist in step 8
4. Tape the folds at the back.
5. Write chinese greetings or embellish.




Step 9

Turn over, hold down small triangle at the side



Bring out the pointed fold



Flatten at corner

